




**Dual Action
Windows**

DISTRIBUTION OF DUAL ACTION TILT & TURN WINDOWS AND DOORS



**Dual Action
Windows**


WHO ?

- PROGRESSIVE COMPANY
- EXPERIENCED EXPORTER OF NEXT GENERATION PVC-U & ALU WINDOWS AND DOORS
- REAL COMPANY WITH FACTORIES, EMPLOYEES AND PRODUCTS
- RELIABLE AND TRUSTWORTHY PARTNER

WHAT ?

- NEXT GENERATION PVC-U & ALU WINDOWS
- ENTRY, PATIO, SLIDING DOORS
- BLINDS, SCREENS & OTHER ACCESSORIES





**Dual Action
Windows**

PRODUCT

WE SPECIALIZE IN:

ALUMINIUM

DOORS


MATERIAL

TYPE

PVC -U

WINDOWS





**Dual Action
Windows**

MATERIAL

ALL OUR WINDOWS & DOORS ARE MADE FROM HIGH QUALITY EUROPEAN PROFILES. THICKNESS, STEEL REINFORCEMENT AND NUMBER OF CHAMBERS ARE THE MOST IMPORTANT FEATURES FOR ENERGY EFFICIENCY OF FINAL PRODUCT.



**ENERGY
ONE**



**ENERGY
PLUS**

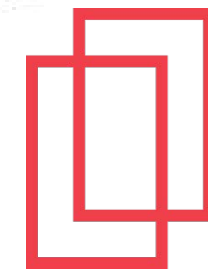


**ENERGY
ULTRA**



**ALU
PRO**

*THERE ARE SEVERAL PROFILE OPTIONS INCLUDING SOUNDPROOF, ALUSKIN OR CUSTOM PROFILES.



**Dual Action
Windows**

TILT & TURN WINDOW

3 WINDOWS IN ONE

3 WAY MANIPULATION

EASY MAINTENANCE, HIGH SECURITY, CUSTOM DIMENSIONS AND MORE




CLOSED



TILT



TURN



**Dual Action
Windows**

DOOR TYPES

- ENDLESS OPTIONS OF ENTRY DOOR PANELS, GLAZING, ARRANGEMENTS, COLORS AND DESIGNS
- CLOSURES, PANIC HARDWARE, ADA COMPLIANT




ENTRY DOOR



PATIO DOOR



SLIDING DOOR



Dual Action Windows

HARDWARE



6 STANDARD COLORS
100+ CUSTOM OPTIONS
LOCKABLE HANDLES
ADA COMPLIANT HARDWARE
ELECTRONIC LOCKS
AND MORE...

COLORS



+66 COLORS
300 RAL ALU CLIP COLORS
WOOD GRAINS
METALLIC COLORS
BRUSHED, EMBOSSED SURFACE

GLAZING



STANDARD LOW-E
DOUBLE PANE GLASS
SOUNDPROOF
TRIPLE PANE
DECORATIVE
SOLAR CONTROL
TEMPERED
SECURITY GLASS

PATTERNS




WIDE ARRAY OF
ENTRY DOOR PANELS
WINDOW GRILLES WITH
CUSTOM PATTERNS

TREATMENTS



INSECT SCREENS
HORIZONTAL BLINDS
ROLLER BLINDS
SECURITY GUARDS



**Dual Action
Windows**

FEATURES

TILT & TURN



ADA
COMPLIANT



EASY
MAINTENANCE



CERTIFIED



ENERGY
EFFICIENT



GREENLINE



CHILD
SAFE



SECURE

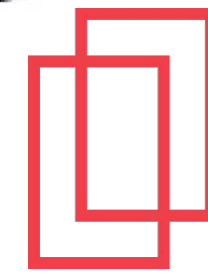


SOUNDPROOF



GERMAN
QUALITY

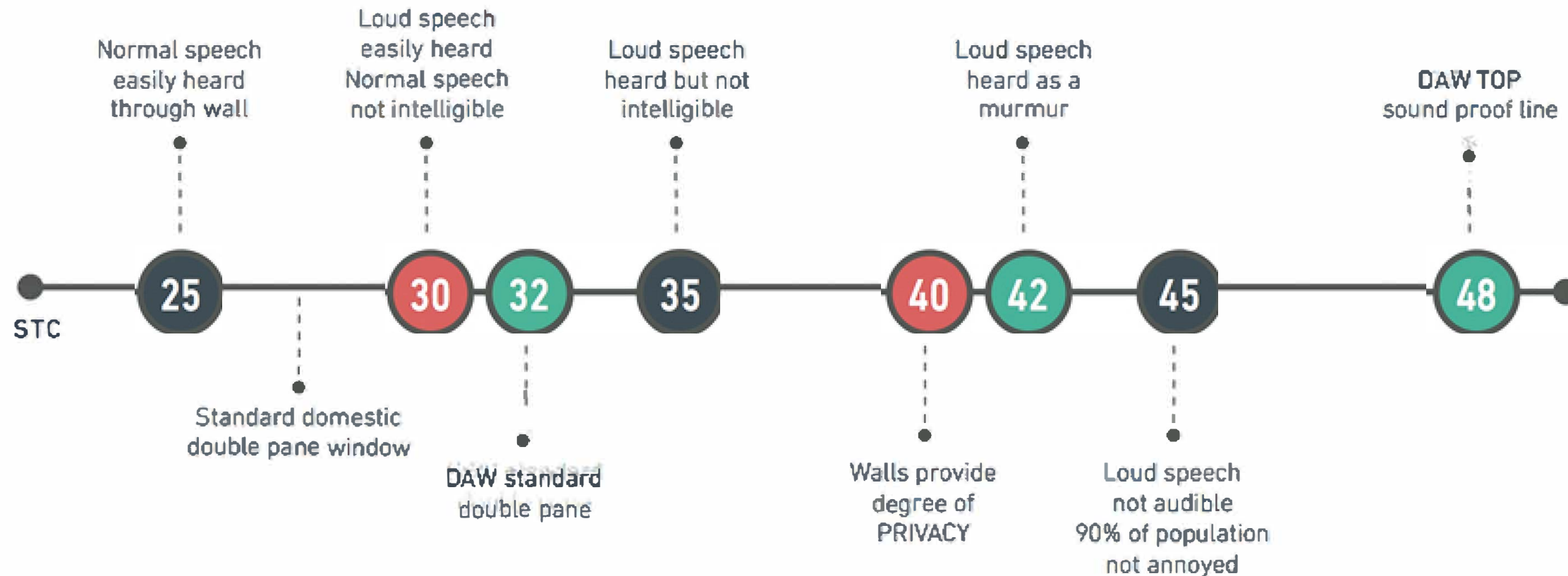





Dual Action
Windows

SOUNDPROOF

WE SPECIALIZE IN SOUNDPROOF WINDOWS
OUR TOP WINDOW LINE HAS 48 STC RATING





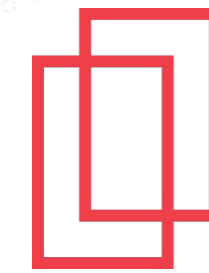
**Dual Action
Windows**

ENERGY STAR

ALL OUR PRODUCTS ARE ENERGY STAR CERTIFIED.
BELOW YOU WILL FIND RATINGS FOR OUR STANDARD
LOW-E DOUBLE PANE GLASS. WE HAVE OVER 150 GLAZING OPTIONS.

Glass	R-Value	U-Factor	SHGC	VT	Air Leakage
Double Pane	R-21	0.27	0.34	0.47	0.010 cfm/ft2
Tripple Pane	R-31	0.18	0.29	0.42	0.010 cfm/ft2






**Dual Action
Windows**

MANUFACTURING

IN COOPERATION WITH MANUFACTURERS FROM ALL AROUND
THE EUROPE WITH THE MOST MODERN TECHNOLOGIES






**Dual Action
Windows**

PACKAGING

ALL UNITS ARE CAREFULLY PUT INTO CUSTOM PALLETES WHICH ARE MADE TO EACH ORDER.

ALL THE WINDOWS ARE FIRMLY ATTACHED TOGETHER, COVERED WITH WATER RESISTANT COVER AND FIXED BY STRAPS IN THE CONTAINER.






**Dual Action
Windows**

EXPEDITION

- ALL OF OUR PRODUCTS ARE SHIPPED WORLDWIDE BY AIR OR OCEAN FREIGHT
- ALL THE SHIPMENT IS INSURED
- EACH UNIT AND PALLET HAS ITS OWN "BIRTH CERTIFICATE" SO IT IS VERY EASY TRACKABLE



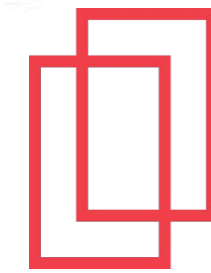


**Dual Action
Windows**

DELIVERY

DEPENDING ON PROJECT SIZE AND NEEDS THE PRODUCTS ARE EITHER SEND DIRECTLY TO THE JOB SITE OR TO OUR WAREHOUSE WHERE IT IS STORED AND THEN DELIVERED TO PROJECT SITE BY CUSTOMERS NEEDS.






Dual Action
Windows

INSTALL TYPES

WE OFFER 3 BASIC INSTALL TYPES WHICH
ALL THE QUALIFIED INSTALLERS ARE FAMILIAR WITH




WITH STRAPS



TROUGH FRAME



NAILING FLANGE



**Dual Action
Windows**

REFERENCES

1980 N. MILWAUKEE AVE., CHICAGO - APARTMENT HOUSE

WWW.LIVEAM1980.COM



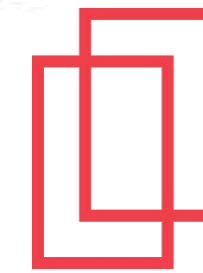
AERIAL VIEW



FINAL TOUCHES



INSTALLATION



**Dual Action
Windows**

REFERENCES

TALARIA AT BURBANK, CALIFORNIA

The first LEED-certified green residential community in the City of Burbank. Total shapes 62, total quantity 1325.

WWW.TALARIABURBANK.COM



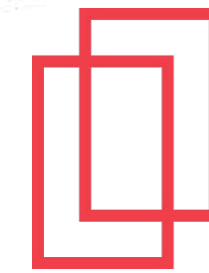
FINISHED BUILDING



DURING WINDOW INSTALLATION



INNER VIEW



**Dual Action
Windows**

REFERENCES

THE WESTERN 1920, CHICAGO

The 44-unit modern amenity apartment building.
Total: 215 windows and 25 doors

WWW.THEWESTERN1920.COM




AERIAL VIEW



ONE OF APARTMENTS



GLASS WALL



**Dual Action
Windows**

REFERENCES

WINGATE BY WYNDHAM, PAGE, AZ

Big hotel near the Glenn Canyon Dam overlook in the center of adrenaline sports Page, AZ. Total number of windows & doors by DAW: 125

WWW.WYNDHAMHOTELS.COM




THE HOTEL FROM OUTSIDE



STOREFRONT WINDOWS



TERRACE



**Dual Action
Windows**

REFERENCES

RESIDENTIAL HOUSES




SCHAUMBURG RESIDENCE



HINSDALE RESIDENCE



1617 ARDMORE AVE.



**Dual Action
Windows**

CONTACT

INFO@DUALACTIONWINDOWS.COM

+1 (224) 210-1188

WWW.DUALACTIONWINDOWS.COM

